



Aetna Senior Supplemental Insurance

You can now complete and submit electronic applications for ALL products with ONE tool –

Aetna Quote & Enroll

Common information and input required just once then shared across multiple product applications for a true cross-selling experience.

The following senior supplemental products* are available on Aetna Quote & Enroll, our online application tool:

- **Medicare Supplement**
- **Final Expense**
- **Protection SeriesSM**
 - Cancer and Heart Attack or Stroke
 - Dental, Vision and Hearing
 - Home Care Plus
 - Hospital Indemnity/Flex
 - Recovery Care

One login – from aetnaseniorproducts.com to the tool

Shopping cart – price the products and add to cart to start enrollment

Product specific guidance – You will see the specific sections based on the product selected for applicant(s).



Multiple secure signature options – with only one signature required per applicant, no matter how many product applications

In-good-order applications – key information (accurate data) required in each step results in smooth processing

One submission – for multiple product applications / applicant(s), application processing starts immediately on submission

Rapid visibility to submitted applications – Use the “enrollment tracker” report on the broker side to view the app status. Report should be updated within 30 minutes

My Tools

 **Aetna Quote & Enroll** 

You can now complete and submit electronic applications for ALL products with ONE tool. Want to practice? Play in the "[Sandbox](#)".



Rate quote | Saved quote | E-kit | My cases

View products

Quote

Add to cart

Start enrollment

 **Plan Eligibility**

To launch the eApp, click on the "Aetna Quote & Enroll" link on the "My Tools" page.

Application will launch in a new window.

From the landing page of the eApp, you can -

- Quote
- Start enrollment
- Send eKits
- Manage your cases

Rate Quote

Enter zip code, state will be auto populated, enter date of birth, select Gender and tobacco indicator
Click on **View Products**

You can enter Applicant A and Applicant B details together if there are 2 applicants

- You will be able to select products available in the selected state.
- Select the product and update the inputs for the quote and click on "Quote"
- After the rates are displayed, select the required plan / rider and click on "Add to cart".

Save Quote or Start enrollment

- To save quote for future use, click on "save"
- To start enrollment, click on "Start enrollment"

Enrollment process starts with providing Applicant Name, Date of birth and Legal resident details.

Plan eligibility

- Qualifies the applicant based on eligibility questions.
- Check eligibility - Validates type of application - open enrollment, guarantee issued, underwriting based on eligibility answers.
- Health questions - if applicant is Underwritten or the product requires health questions.



Health history

- Enter physician details, prescription details of the applicant
- Add more - click on "add more" to add more prescription information

Benefits and plan

- Confirm the house discount question
- Confirm the effective date and plan selection
- Requote - if effective date or plan benefits are changed, requote the application

Proposed insured

- Name, date of birth, gender, state, zip code, tobacco are prefilled based on quote and start enrollment. Enter address, phone, email, ssn.

Payment information

- Allows ACH draft or Direct Bill.
- You can enter the bank details only once for any number of products (if the same account is used for multiple products)

Agent information

- Validate the agent information, update if there are split commissions.
- Select the Policy delivery option
- Agent or applicant

Review and signature

- Summary of all the products selected.
- To edit the information, click on the "pencil" next to the data category.

Signature process

In person signature

- Allows to sign the app if the applicant is available "in person" with the broker.

Security question signature

- Allows to sign by answering the security question

* Additional signature methods are available based on product rules and business rules.